


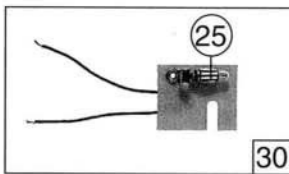
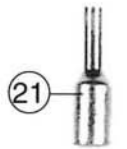

33



31



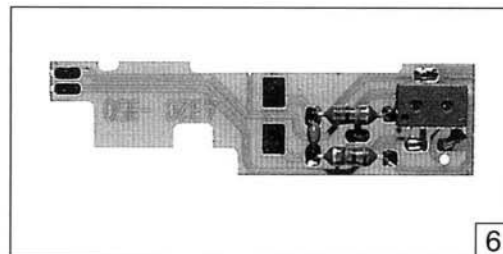
1



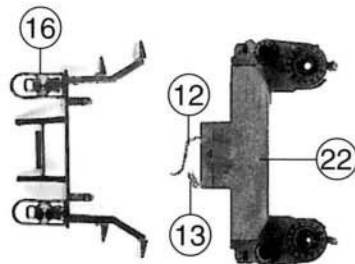
30



20



6



12

13

16

27 o. Abb. / no ill.
Schiebereinsatz
Slide insert

28 o. Abb. / no ill.
Zylinderschutzrohr
Protection tube

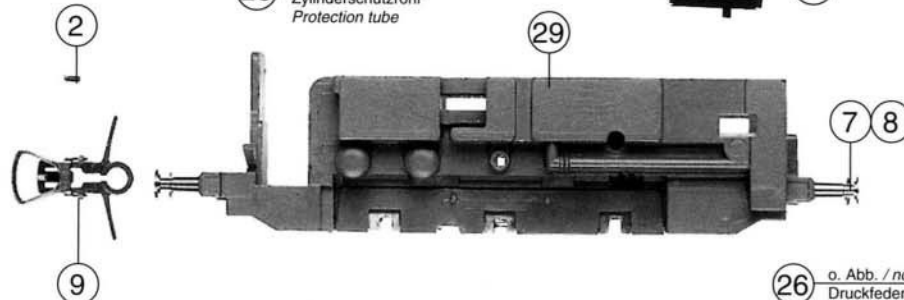


14

15



32



2

29

7

8

9

26 o. Abb. / no ill.
Druckfeder
Spring



3

4



10

11

| Pos.-Nr. | Text | Art.-Nr. | Pages |
|----------|---|----------|-------|
| 1 | Motor Motor | 85110 | 57 |
| 2 | Schraube M 1,6 x 5 Screw M 1,6 x 5 | 85702 | 3 |
| 3 | Zahnrad z=14r; m 0,4 Gear T=14r; m 0,4 | 86403 | 2 |
| 4 | Zahnrad z=17r; m 0,4 Gear T=17r; m 0,4 | 86408 | 2 |
| 5 | Schnecke m 0,4 Worm m 0,4 | 86713 | 5 |
| 6 | Platine komplett Printed circuit assembly | 87831 | 42 |
| 7 | Puffer gewölbt Buffer vaulted | 88504 | 4 |
| 8 | Puffer flach Buffer flat | 88505 | 4 |
| 9 | Kupplung Coupling | 89203 | 5 |
| 10 | Achse 2,6 x 9,3 Axle 2,6 x 9,3 | 89700 | 2 |
| 11 | Achse 2,6 x 11,5 Axle 2,6 x 11,5 | 89701 | 2 |
| 12 | Seuthe Kontakt 1 Seuthe contact 1 | 89974 | 4 |
| 13 | Seuthe Kontakt 2 Seuthe contact 2 | 89975 | 4 |
| 14 | Hebel links Lever left | 91075 | 2 |
| 15 | Hebel rechts Lever right | 91076 | 2 |
| 16 | Laternensatz Lanterne | 95080 | 8 |
| 17 | Dachlüfter Roof vent | 95082 | 2 |
| 18 | Fenster vorne Glazing front | 95083 | 4 |
| 19 | Fenster hinten Glazing back | 95084 | 2 |
| 20 | Motorspange Motor clamp | 106663 | 3 |
| 21 | Dampfentwickler Boiler | 106664 | 35 |
| 22 | Zylinderblock Cylinder block | 106653 | 20 |
| 23 | Seuthehalter Seuthe support | 106912 | 5 |
| 24 | Filzscheibe Felt slice | 106913 | 2 |
| 25 | Glühlampe 16 V Light bulb 16 V | 109088 | 12 |
| 26 | Druckfeder Spring | 86209 | 2 |
| 27 | Schiebereinsatz Slide insert | 107249 | 2 |
| 28 | Zylinderschutzrohr Protection tube | 107250 | 2 |
| 29 | Grundrahmen Loco frame | 108973 | 20 |
| 30 | Lampenplatte Bulb board assembly | 108974 | 29 |
| 31 | Lichtleitersatz Glazing set | 108975 | 8 |
| 32 | Lichtabdeckung Light cover | 108976 | 3 |
| 33 | Gehäuse Betr.Nr. 80 017 Body Betr.No. 80 017 | 109231 | 46 |

| Pos.-Nr. | Text | Art.-Nr. | Preisgruppe |
|----------|--|----------|-------------|
| 1 | Schraube M 2 x 5 <i>Screw M 2 x 5</i> | 85693 | 2 |
| 2 | Schraube M 1,4 x 3,2 / 1,1 <i>Screw M 1,4 x 3,2 / 1,1</i> | 85764 | 2 |
| 3 | Schraube M 1 x 3,6 <i>Screw M 1 x 3,6</i> | 85765 | 2 |
| 4 | Distanzhülse <i>Distance tube</i> | 86100 | 5 |
| 5 | Zahnrad z=21r; m 0,4 <i>Gear T=21r; m 0,4</i> | 86401 | 2 |
| 6 | Radsatz mit Zahnrad <i>Wheelset with gear</i> | 90448 | 20 |
| 7 | Radsatz ohne Zahnrad <i>Wheelset without gear</i> | 90449 | 16 |
| 8 | Getriebeboden <i>Gears bottom</i> | 95085 | 20 |
| 9 | Kontaktträger komplett <i>Contact holder assembly</i> | 95087 | 20 |
| 10 | Kuppelstange links <i>Connecting rod left</i> | 108962 | 9 |
| 11 | Kuppelstange rechts <i>Connecting rod right</i> | 108963 | 9 |
| 12 | Steuerung links <i>Steering left</i> | 108964 | 9 |
| 13 | Steuerung rechts <i>Steering right</i> | 108965 | 9 |
| 14 | Kreuzkopfführungssatz <i>Cross-head assembly</i> | 108966 | 10 |



11



6



7



5

10




4



2

2

3



8

1

1

1



14 o. Abb. / no ill.
Kreuzkopfführungssatz
Cross-head assembly

12



13

